

### Installation

*To install the Harvard University Library LibX Toolbar ("LibX HUL") for HOLLIS catalog:*

- For Firefox 2.0 or higher – go to <http://nrs.harvard.edu/urn-3:hul.eresource:libxdsff> , then restart Firefox.
- For Internet Explorer – go to <http://nrs.harvard.edu/urn-3:hul.eresource:libxdsie>, then restart Internet Explorer.


*To install the Harvard University Library LibX Toolbar ("LibX HUL") for HOLLIS Classic catalog:*

- For Firefox 2.0 or higher - go to <http://nrs.harvard.edu/urn-3:hul.eresource:libxharv>, for Firefox 1.5 – go to <http://libx.org/editions/harvard.4/libx-harvard.xpi>, then restart Firefox.
- For Internet Explorer – go to <http://nrs.harvard.edu/urn-3:hul.eresource:libxhuie>, then restart Internet Explorer.

### Browser Requirements


- Firefox 1.5 or higher (download Firefox from <http://www.mozilla.com/en-US/firefox/>)
- Internet Explorer 6.0 or higher. Works best with Internet Explorer 7.0 or higher. (download IE from <http://www.microsoft.com/windows/downloads/ie/getitnow.mspx>). Microsoft .Net Framework 2.0 or higher is required for the LibX IE installation process. (download .Net from <http://www.microsoft.com/downloads/details.aspx?familyid=0856EACB-4362-4B0D-8EDD-AAB15C5E04F5&displaylang=en>)

### What is LibX?

1. **Toolbar:** LibX is a browser toolbar add-on that allows you to quickly search the HOLLIS Catalogs, E-Journal List, E-Resource List, Citation Linker, and Google Scholar, and links to other search tools and library resources.
2. **Right-click menu:** LibX allows you to select text on a web page and right-click for a menu of search options.
3. **Embedded cues:** LibX embeds a Harvard shield "cue"  on search results in Google, Amazon, New York Times Book Reviews, Yahoo! and more that leads you to Harvard's print and licensed e-resources.
4. **AutoLinks:** LibX automatically links ISBNs, ISSNs, PubMed IDs and DOIs to Harvard's print and licensed e-resources.

---

### 1. Toolbar:

Enter search words in the box in the LibX toolbar to search the HOLLIS Catalogs, or switch to search Harvard's E-Journal List, E-Resources List, or Citation Linker. You can search by multiple terms in different fields (author, title, ISBN/ISSN, etc), and by clicking on the down arrow  you can add additional search boxes.

The search tool you choose determines your search options. See this page for more details: [http://lib.harvard.edu/tools/libx\\_more.htm](http://lib.harvard.edu/tools/libx_more.htm)

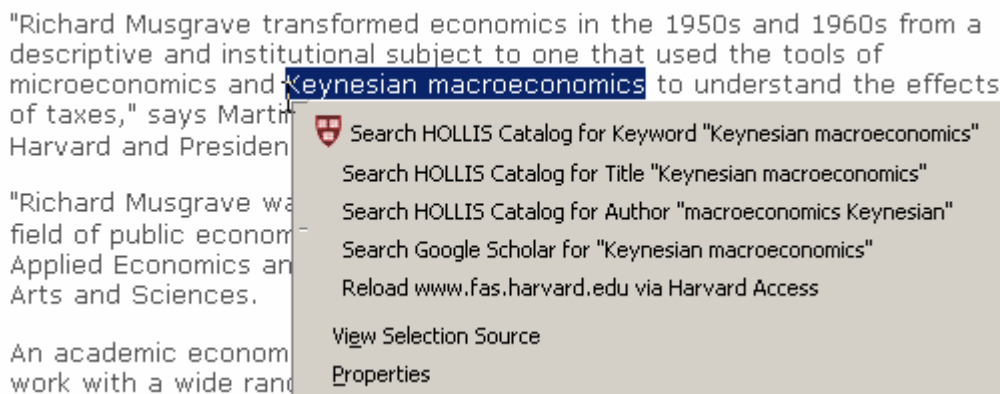


### To turn off the Toolbar:

In both the Firefox and Internet Explorer menus, go to "**V**iew" then "**T**oolbars" and select LibX so it is unchecked.

## 2. Right-click menu:

Highlight text on a web page and right-click to get the following menu:



### From this menu you can:

- Search selected text in the HOLLIS Catalogs, Google, or Google Scholar.
- "Reload [this page] via Harvard Access" for access to Harvard's licensed e-resources when you find a restricted article on the Web.

**The right-click menu changes depending on what text is highlighted.** For instance, if an ISBN is selected, you will be offered appropriate ISBN searches. LibX searches ISBNs, ISSNs, PubMed IDs, and DOIs.

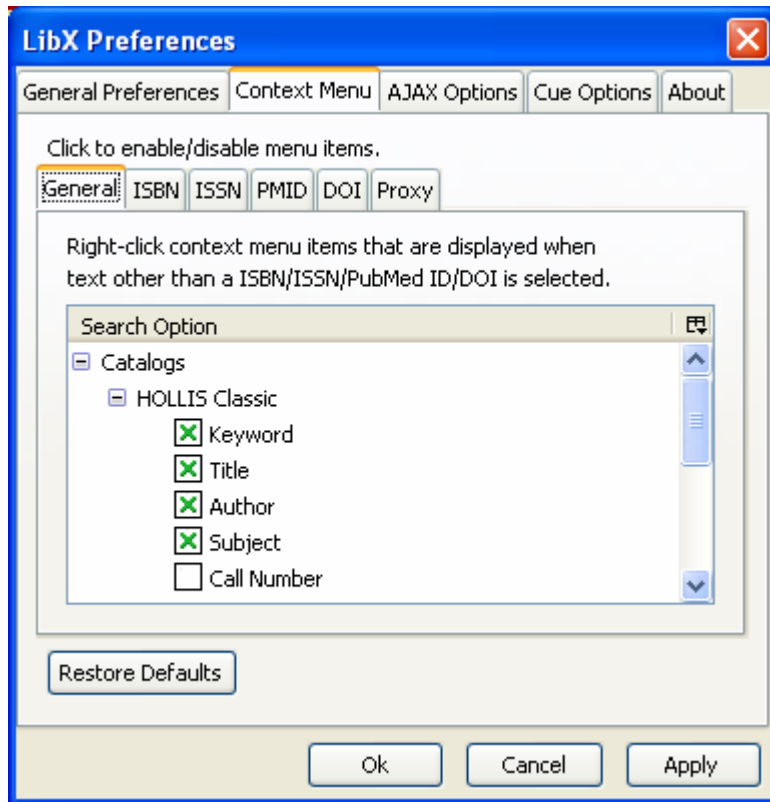
**Alternatively, instead of right-clicking,** you can drag and drop the selected text into the search box on the LibX toolbar, or directly onto the Google Scholar button.

**Google Scholar Tip:** Be sure to set "Harvard University (Find It @ Harvard)" as your Library Link in **Google Scholar Preferences**.

([http://scholar.google.com/scholar\\_preferences?q=google&hl=en&lr=&client=firefox-a](http://scholar.google.com/scholar_preferences?q=google&hl=en&lr=&client=firefox-a))

When you right click to search highlighted text via Google Scholar, or drag and drop text onto the Google Scholar button, Harvard's Find It link will appear in the results.

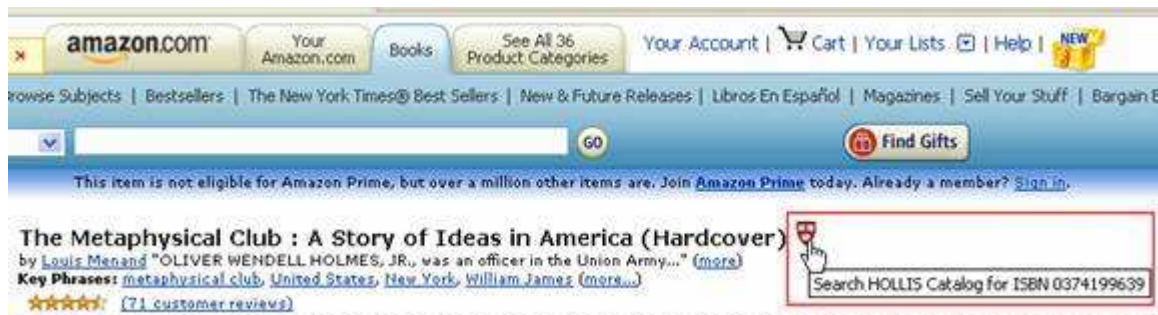
**To add or remove options from the menu,** you can open the libX Preference window, select Context Menu tab, add or remove search options or restore default menu options.



### 3. Embedded cues: LibX places a cue within:

- Amazon
- Google
- New York Times Book Reviews
- Yahoo! Search

Click on the cue to get online access to the article or to see if Harvard owns the book.



### 4. Autolinks:

LibX recognizes ISSNs, ISBNs, PubMed IDs and DOIs and turns them into autolinks that you may use to search for specific books and journals. Linked ISSNs are especially helpful for tracing journal title changes in the HOLLIS Catalogs and in other catalogs.

1: [Crit Care Med.](#) 2007 Jan;35(1):290-2.

Comment on:

[Crit Care Med.](#) 2007 Jan;35(1):26-32.

**Inhaled nitric oxide therapy for sepsis: more than just lung.**

**[Goldfarb RD](#), [Cinel I](#).**

[PMID: 17197767](#) [PubMed - indexed for MEDLINE]



LibX AutoLink: Search Citation Linker for Pubmed ID 17197767

To disable the autolink feature, uncheck "Autolink pages" in the LibX HUL menu.

---

For more information, visit: <http://lib.harvard.edu/tools/libx.html> or <http://www.libx.org>

rev.11/09